




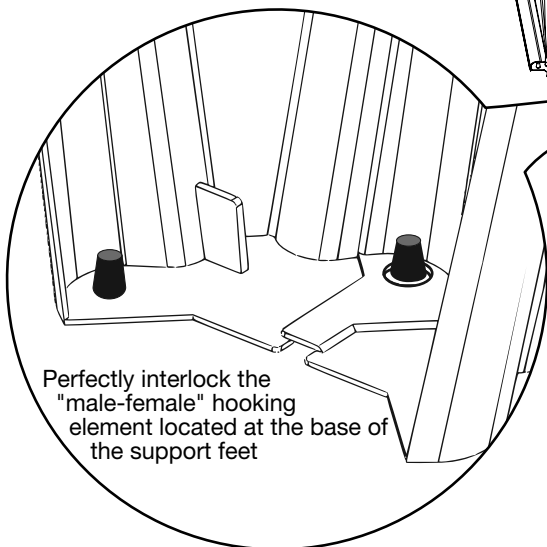
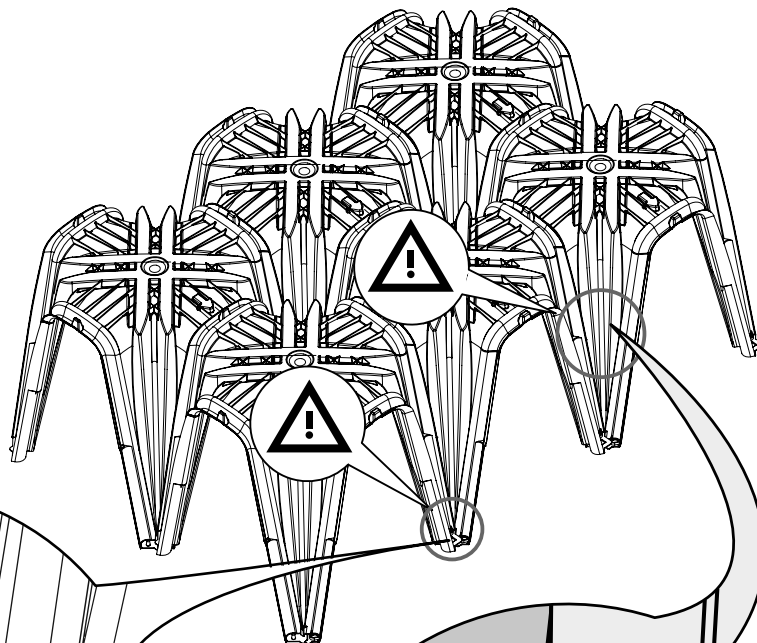

The workers are required to act with due diligence and to carry out the work in a workmanlike manner. Although not specifically mentioned in this document, the regulations in force (Technical Standards, Guidelines, Regulations,...) must always be observed.

Compliance with the following instructions enables the realization of the structure properly and in compliance with safety procedures. Follow them carefully.

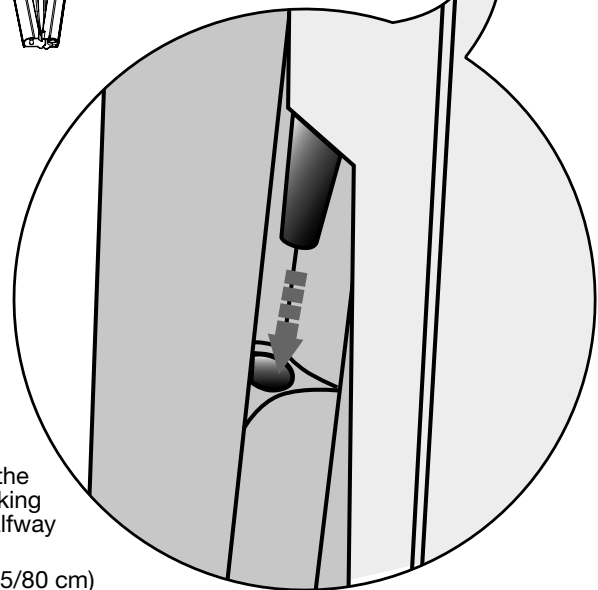


SAFETY

All operations must be carried out while wearing (PPE) personal protection equipment and in accordance with the instructions provided by your SOP.




Perfectly interlock the "male-female" hooking element located at the base of the support feet




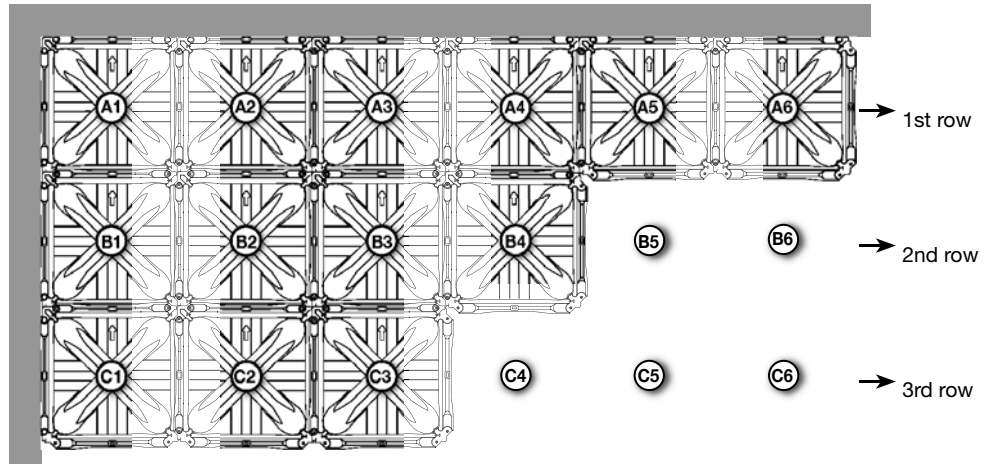
Perfectly interlock the "male-female" hooking element located halfway through the leg
(Only for H 65/70/75/80 cm)

INSTRUCTIONS FOR USE

Compliance with the following instructions enables the realization of the structure properly and in compliance with safety procedures. Follow them carefully.

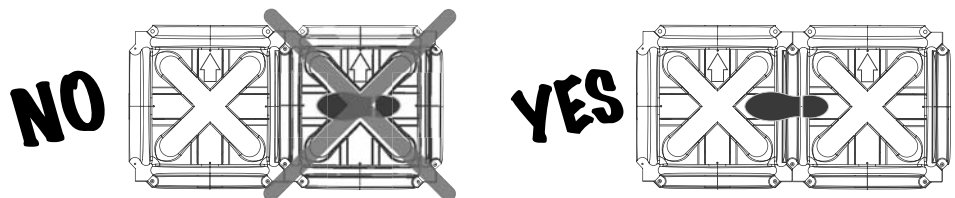


Position the first element to the upper left with respect to the work surface, making sure that the arrow is pointing up. Join the elements in a sequence, by horizontal rows, from left to right and from top to bottom.

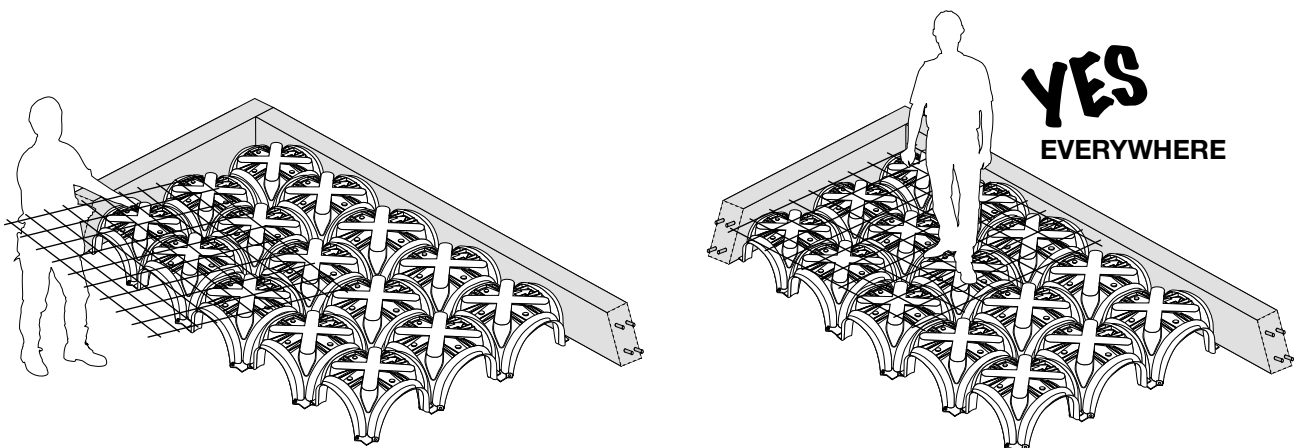


If there is no electrowelded mesh, you must step onto the self-bearing platform making sure that you do not tread on the perimetral portions of the shuttering's base, which have an anti-slip finish where the parts are overlapped.

Without electrowelded mesh:




With electrowelded mesh:



INSTRUCTIONS FOR USE

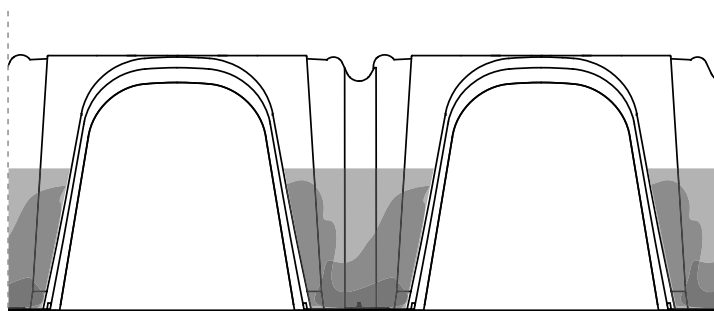
IGLU[®]

Compliance with the following instructions enables the realization of the structure properly and in compliance with safety procedures. Follow them carefully.

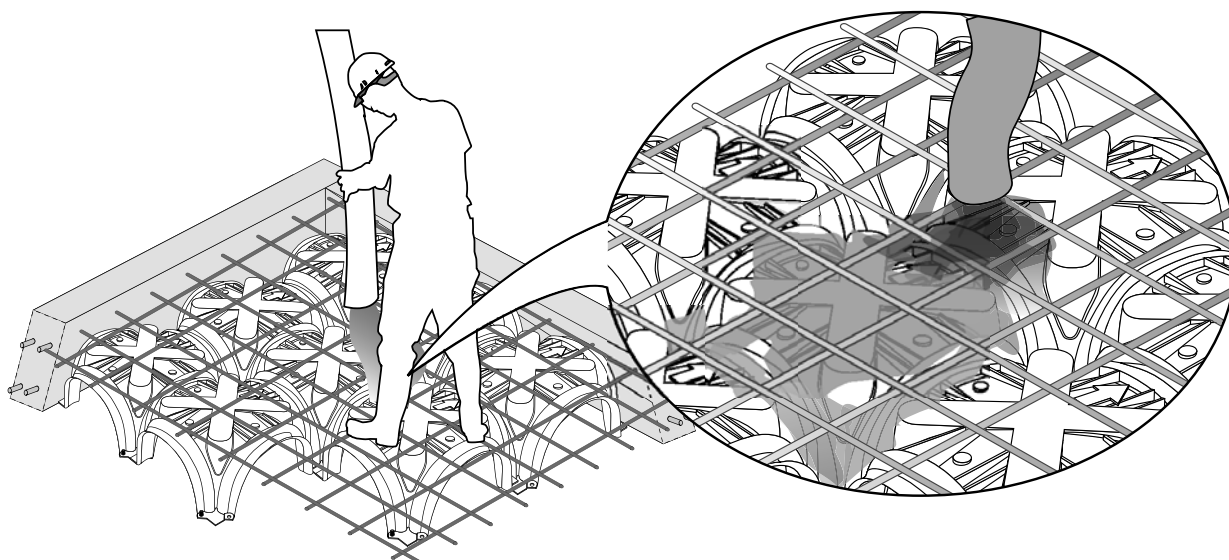


Pour the concrete from suitable height, on the arc portion of the elements, starting from the pillars, and filling them halfway.

(Only for IGLU[®] higher than H 25 cm)



Complete the filling after partial hardening of the poured concrete (depending on the fluidity of the concrete and the climatic conditions) and then proceed with the casting of the slab.



 **Comply with the requirements for concrete.**